


## Rise Up! Powerful Protests in American History

Lesson Plans created by Rachel C. Katz

### CONVERSATION WITH A HISTORICAL FIGURE

Imagine you could speak with one of the historical changemakers in this book. What could you ask or tell them?

- 1) What do you wish you knew about them that was not mentioned in the book?
- 2) What do you want to know about how they planned and participated in their protests?
- 3) How did their actions make a difference in your life or in the life of someone you know?
- 4) What would you want them to know about our world today?
- 5) Did they inspire you to take action? In what way?



Rise Up!  
Powerful Protests in American History  
Written by Rachel C. Katz  
Illustrated by Sophie Bass



Illustration © Sophie Bass  
from Rise Up! Powerful Protests  
in American History



Barefoot Books  
step inside a story

www.barefootbooks.com

## Rise Up! Powerful Protests in American History

Lesson Plans created by Rachel C. Katz


### MAKE A PROTEST SIGN

We have seen through this book how powerful art and slogans can be in drawing attention to a problem. Here are some steps to create your own protest sign.

- 1) Go back and look at the protest art featured in this book. What do you notice about the drawings and paintings? Why are they so eye-catching?
- 2) What do you notice about the photographs? Why would these pictures make people stop and pay attention?
- 3) What do you notice about the words? What do the slogans featured here have in common?

Now, make your own sign!

- 1) Think of an issue about which you care deeply.
- 2) What is the problem you are trying to solve? What is the solution you want?
- 3) How can you illustrate the problem or the solution? Protest signs need to be visible from far away. Can your illustration be large and clear? Can it be drawn in bright colors? What picture will make people stop and pay attention?
- 4) What words will go with your illustration? Protest slogans are usually very few words (look back through the book to see examples). Can your slogan rhyme? How does it draw attention to the problem? Does it ask for someone to take action?



Rise Up!  
Powerful Protests in American History  
Written by Rachel C. Katz  
Illustrated by Sophie Bass



Illustration © Sophie Bass  
from *Rise Up! Powerful Protests  
in American History*



Barefoot Books  
step inside a story

[www.barefootbooks.com](http://www.barefootbooks.com)



## Rise Up! Powerful Protests in American History

Lesson Plans created by Rachel C. Katz

### TELL A STORY IN RHYME

Telling a story that makes sense in rhyme is harder than it looks. A rhyme scheme is the pattern of rhymes in a poem. For example:

Row, row, row your boat (A)

Gently down the stream (B)

Merrily, merrily, merrily, merrily (C)

Life is but a dream. (B)

In this poem, stream rhymes with dream. This poem has an ABCB rhyme scheme.

In *Rise Up!*, the poems have an AA BB CC DD rhyme scheme. Each line rhymes with a second line, and then the next line starts a new rhyming pair.

Now it's your turn! Pick a rhyme scheme. Let's try AA BB. Fill in the lines below to make a story.


\_\_\_\_\_ car

\_\_\_\_\_ far

\_\_\_\_\_ scare

\_\_\_\_\_ bear

Fun, right? Now, choose your own rhyme scheme. Write your own story in the pattern you chose.



**Rise Up!**  
Powerful Protests in American History  
Written by Rachel C. Katz  
Illustrated by Sophie Bass



Illustration © Sophie Bass  
from *Rise Up! Powerful Protests  
in American History*



**Barefoot Books**  
step inside a story

[www.barefootbooks.com](http://www.barefootbooks.com)